
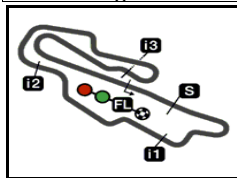


Mugello

Results and timing service provided by 

MotoGP




GRAN PREMIO D'ITALIA TIM

5245 m.

Qualifying Results



	Rider	Nation	Team	Motorcycle	Time	Lap	Total	Gap	Top Speed
1	93 Marc MARQUEZ	SPA	Repsol Honda Team	HONDA	Q2 1'47.270	3	8		337.0
2	29 Andrea IANNONE	ITA	Pramac Racing	DUCATI	Q2 1'47.450	3	9	0.180	0.180 341.9
3	99 Jorge LORENZO	SPA	Movistar Yamaha MotoGP	YAMAHA	Q2 1'47.521	6	9	0.251	0.071 332.8
4	26 Dani PEDROSA	SPA	Repsol Honda Team	HONDA	Q2 1'47.584	8	8	0.314	0.063 340.0
5	44 PoI ESPARGARO	SPA	Monster Yamaha Tech 3	YAMAHA	Q2 1'47.612	2	4	0.342	0.028 336.5
6	35 Cal CRUTCHLOW	GBR	Ducati Team	DUCATI	Q2 1'47.659	6	8	0.389	0.047 340.1
7	38 Bradley SMITH	GBR	Monster Yamaha Tech 3	YAMAHA	Q2 1'47.681	7	8	0.411	0.022 337.0
8	4 Andrea DOVIZIOSO	ITA	Ducati Team	DUCATI	Q2 1'47.754	7	7	0.484	0.073 339.4
9	6 Stefan BRADL	GER	LCR Honda MotoGP	HONDA	Q2 1'47.765	8	8	0.495	0.011 342.9
10	46 Valentino ROSSI	ITA	Movistar Yamaha MotoGP	YAMAHA	Q2 1'47.791	2	7	0.521	0.026 336.0
11	19 Alvaro BAUTISTA	SPA	GO&FUN Honda Gresini	HONDA	Q2 1'48.132	7	8	0.862	0.341 339.6
12	41 Aleix ESPARGARO	SPA	NGM Forward Racing	FORWARD YAMAHA	Q2 1'48.218	6	7	0.948	0.086 337.3
13	68 Yonny HERNANDEZ	COL	Energy T.I. Pramac Racing	DUCATI	Q1 1'48.722	2	6 (*)	0.410	338.6
14	45 Scott REDDING	GBR	GO&FUN Honda Gresini	HONDA	Q1 1'48.754	6	7 (*)	0.442	0.032 319.0
15	51 Michele PIRRO	ITA	Ducati Team	DUCATI	Q1 1'48.794	8	8 (*)	0.482	0.040 338.6
16	17 Karel ABRAHAM	CZE	Cardion AB Motoracing	HONDA	Q1 1'48.894	7	7 (*)	0.582	0.100 325.6
17	7 Hiroshi AOYAMA	JPN	Drive M7 Aspar	HONDA	Q1 1'49.505	3	7 (*)	1.193	0.611 325.0
18	5 Colin EDWARDS	USA	NGM Forward Racing	FORWARD YAMAHA	Q1 1'49.780	7	7 (*)	1.468	0.275 325.5
19	8 Hector BARBERA	SPA	Avintia Racing	AVINTIA	Q1 1'49.932	3	7 (*)	1.620	0.152 317.7
20	70 Michael LAVERTY	GBR	Paul Bird Motorsport	PBM	Q1 1'50.505	7	8 (*)	2.193	0.573 320.9
21	63 Mike DI MEGLIO	FRA	Avintia Racing	AVINTIA	Q1 1'50.515	7	7 (*)	2.203	0.010 320.5
22	23 Broc PARKES	AUS	Paul Bird Motorsport	PBM	Q1 1'50.875	7	7 (*)	2.563	0.360 316.6
23	84 Michel FABRIZIO	ITA	Octo IodaRacing Team	ART	Q1 1'53.116	7	7 (*)	4.804	2.241 314.9
24	69 Nicky HAYDEN	USA	Drive M7 Aspar	HONDA	FP1 1'55.369			7.365	

* Gap with the fastest rider in the Q1 session.

Pole Position:		Marc MARQUEZ	1'47.270	176.0 Km/h
Q1 Best Lap:	Lap 7	Alvaro BAUTISTA	(*) 1'48.312	174.3 Km/h
Circuit Record Lap:	2013	Marc MARQUEZ	1'47.639	175.4 Km/h
Circuit Best Lap:	2013	Dani PEDROSA	1'47.157	176.2 Km/h

The results are provisional until the end of the limit for protest and appeals.

Time limit for protest expires 60' after publication of the results - Mr. Time:

These data/results cannot be reproduced, stored and/or transmitted in whole or in part by any manner of electronic, mechanical, photocopying, recording, broadcasting or otherwise now known or herein after developed without the previous express consent by the copyright owner, except for reproduction in daily press and regular printed publications on sale to the public within 60 days of the event related to those data/results and always provided that copyright symbol appears together as follows below.

© DORNA, 2014

Official MotoGP Timing by TISSOT
www.motogp.com

Mugello, Saturday, May 31, 2014

